



HAVE A GREAT SUMMER !

PERTH EAST PUBLIC LIBRARY
519-595-8395
PERTHEASTPL.CA

Summer Reading Club




ADVENTURE LOGBOOK



Pre-reader

READING LOG 5:

Colour in a part of the robot for each book you read.



14

INSTRUCTIONS:

Hello adventurer!

Use this adventure logbook to record your reading adventures this summer!

How Summer Reading Club works:

- Ages **7 and under**, record the number of books you read.
- Ages **8 and up**, record every 15 minutes that you read.
- 10 entries = 1 ballot.
- Hand in a full sheet to get your ballot.
- In addition, you will earn 1 ballot for every logbook you complete and hand in (you can do more than one).
- Get your ballots from the PEPL library desk.

To complete your book:

- Fill all five reading logs and complete each challenge/activity.

Hand in your completed logbook at the library by **August 30th** to earn your ballots.

Prizes will be drawn at the end of summer. Happy reading!

-Your Friends at Perth East Public Library

PERTH EAST PUBLIC LIBRARY
519-595-8395
PERTHEASTPL.CA

LET'S GO ON A READING ADVENTURE!

This Notebook belongs to:

Age: _____


Phone Number: _____



Visit downloadlibrary.overdrive.com to access FREE ebooks and audiobooks!

ACTIVITY:

READ



Character Mix Up

While reading a story, change the name of a character to your child's name. You can also change other characters in the story to the name of family members or friends.



Check off when complete



Check off when complete

Ask Questions

A great way to build reading comprehension is to ask your child questions before and after reading a story.

15

HELLO, GROWNUPS!



Play, talk, sing write, and read with your child every day to build language skills and help them become a reader.

PLAY

Pre-readers learn about the world through play, which helps them understand stories.

TALK

Pre-readers learn by listening to you talk and joining in the conversation.

SING

Singing together increases awareness of the sounds of words.

WRITE

Writing helps pre-readers learn that letters and words stand for sounds, and that printed text has meaning.

READ

Shared reading is the most effective way to help children become good readers.


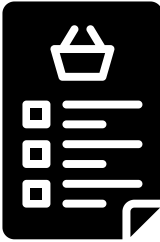
4

ACTIVITY:

WRITE

Shopping List

Work together with your child to create a shopping list, and have your child assist you finding the items at the store.



Check off when complete

BONUS:

Playdough Letters


Roll playdough into thin logs, use them to make letters of the alphabet together!

No Cook Playdough Recipe:

- Flour
- Salt
- Cream of tartar
- Oil
- Liquid watercolors (or food coloring)
- Water (boiling)

1. Mix dry ingredients in a bowl.
2. Make a well in the center of the dry ingredients and add the oil and food coloring. Then pour in the boiling water and mix.
3. Knead until the dough comes together.
4. Play.

13



Colour in a section of the castle for each book you read.

READING LOG 4:

12

READING CHALLENGE:




How many boxes can you check off before the end of summer?

Visit your library	Read a story that begins with: 'Once upon a time'	Play a board game	Read a book with pirates
Read a book with a dragon in it	Sing a silly song	Read a book with a BLUE cover	Read outside
Draw a picture inspired by a book	Read a book that has an animal in it	Read in a fort (or your bed)	Make a craft

5

READING LOG 3:

Colour in one egg for each book you read.



10

ACTIVITY:

PLAY

The Princess and the Pea

Place a small object under a cushion or blanket. After sitting on top of the object, can your child guess what it is? Or try stacking a few cushions and placing an object underneath one. Can your child find which cushion has the hidden object?



Check off when complete

READ



BONUS:

Borrow the book from the library to read with your child




Check off when complete

7

READING LOG 1:

Colour in one spot for each book you read.



6

ACTIVITY:



SING



Check off when complete

Inventing Dance Moves

Listen to music and encourage your child to move and make up dance moves. Don't forget to sing along!

Here are some fun examples:


- Giant: take big steps
- Dragon: Flapping wings
- Elf: Quick little steps



11

READING LOG 2:

Colour in one bug for each book you read.



8

ACTIVITY:

TALK




Check off when complete

Create a Creature

Start by describing the creature below. Ask your child all kinds of silly questions about the creature to build its personality. Here are some fun examples:

- What did they eat for lunch?
- What are their favourite things?
- What do they like on their Pizza?
- What is their favourite colour?



Creature's Name

9